











MARION COUNTY BRIDGE POSTINGS 1/28/2015

STRUCTURES

-  BRIDGE
-  BRIDGE WITH WEIGHT LIMIT
-  RAILROAD BRIDGE
-  BOX CULVERT
-  PIPE CULVERT
-  IRON PIPE
-  LOW WATER CROSSING
-  COVERED BRIDGE
-  MULTIPLATE ARCH
-  BRIDGE CLOSED

ROAD SEGMENTS AFFECTED BY BRIDGE POSTING

-  1T - 7T
-  8T - 15T
-  16T - 22T
-  23T - 29T
-  30T - 40T
-  CLOSED BRIDGE

VERTICAL CLEARANCE BRIDGES

-  COUNTY BRIDGE
-  STATE BRIDGE



Information contained on this map is for informational purposes only. All weight limits and clearances must be field verified.